

Ian Lively
Lively Professional Services Ltd

PROJECT 03/07/2018, 12:01

1

Tuesday, 3 July 2018

Prepared For The Silks Galgate

26 Issues Identified



LOCATION 1 DRIVE

Assigned To Groundworker

Block paving stones the drive have sunk in various places. Relay and level



LOCATION 2 RIGHT HAND GABLE

Assigned To Render

Render has broken away below the electricity box, above the bell cast bead.



LOCATION 3 RIGHT HAND GABLE

Assigned To Render / Structural Engineer

Severe cracking to the render on the right hand gable. Take off and investigate the reason why and if necessary provide a structural engineers report.



LOCATION 4 FRONT ELEVATION LOUNGE WINDOW

Assigned To Bricklayer

Remove stone packers from bellow the window chill and re point



LOCATION 5 FRONT ELEVATION

Assigned To Bricklayer

Pointing to the stonework at the apex of the pike needs re pointing



LOCATION 6 FRONT ELEVATION BEDROOM WINDOW

Assigned To Bricklayer

Remove stone packers from below the lintel and re point



LOCATION 7 FRONT ELEVATION PORCH

Assigned To Roofer

Trim excessive felt from the right hand side of the low level roof and replace with lead



LOCATION 8 FRONT ELEVATION UNDERNEATH THE PORCH ROOF

Assigned To Bricklayer

Point gap between the perlin and stone coin to prevent ingress of wildlife



LOCATION 9 FRONT PATH

Assigned To Ground worker

Differential between adjoining path, relay to match or replace the cut flag



LOCATION 10 REAR ELEVATION

Assigned To Render


Severe cracking to the rear elevation, provide a Structural Engineers report and rectify.



LOCATION 11 REAR GARDEN

Assigned To Mastic


Mastic expansion joint



LOCATION 12 HALL

Assigned To Joiner


Poor fitting of the front door, re align



LOCATION 13 DOWNSTAIRS CLOAKROOM

Assigned To Wall Tiler


Grout missing behind the toilet



LOCATION 14 HALL UNDER STAIRS DOOR

Assigned To Joiner

Excessive gaps between door and the frame



LOCATION 15 STAIRS

Assigned To Decorator

Shrinkage to the stairs bead, caulk and redecorate



LOCATION 16 LANDING

Assigned To Decorator

Excessive shrinkage to the front bedroom door



LOCATION 17 REAR BEDROOM

Assigned To Joiner


Excessive gap to the bedroom door



LOCATION 18 BATHROOM

Assigned To Electrician / Roofer


Water stain around the extractor fan, check the insulation to the duct, or roof



LOCATION 19 BATHROOM

Assigned To Mastic

Mastic missing from behind the toilet



LOCATION 20 BATHROOM

Assigned To Joiner


Excessive gap to the bathroom door, adjust



LOCATION 21 MAIN BEDROOM

Assigned To Joiner / Decorator


Excessive gap and poorly fitted door replace and re decorate



LOCATION 22 MAIN BEDROOM

Assigned To Joiner

Poorly fitted door and damage to the casing



LOCATION 23 ENSUITE

Assigned To Plumber

Poorly fitted pipe work behind the ensuite sink, check all wet rooms



LOCATION 24 ENSUITE


Assigned To Plumber

Toilet seat is loose, tighten



LOCATION 25 KITCHEN

Assigned To Kitchen Fitter
Sink base shelf is missing



LOCATION 26 KITCHEN

Assigned To Kitchen Fitter
Kitchen sink has not been sealed and leaks